

CHARTERED ACCOUNTANTS

Head Office:- 304, Sohan Commercial Plaza, Near Railway Station, Vasai Road (East), Dist. Palghar 401208.
Branch Office:- 2nd Floor, Office No. 206, Surat Sadan, Surat Street, Masjid (East), Mumbai - 400009
Tel: 9326675367 / 9561876128
Email:- dineshbv12@gmail.com, rhadandco@gmail.com

Independent Auditor's Review Report on the Quarterly and Six monthly Unaudited Standalone Financial Results of the Company Pursuant to the Regulation 33 of the SEBI (Listing Obligations and Disclosure Requirements) Regulations, 2015, as amended

Review Report to
The Board of Directors
Dhanlaxmi Fabrics Limited

- 1) We have reviewed the accompanying statement of unaudited standalone financial results of Dhanlaxmi Fabrics Limited (the 'Company') for the quarter and six months ended September 30, 2024 (the 'Statement') attached herewith, being submitted by the Company pursuant to the requirements of Regulation 33 of the SEBI (Listing Obligations and Disclosure Requirements) Regulations, 2015 ('the Regulation') as amended, read with SEBI Circular No. CIR/CFD/CMDI/44/2019 dated March 29, 2019 ('the Circular').
- 2) The preparation of the Statement in accordance with the recognition and measurement principles laid down in Indian Accounting Standard 34, ('Ind AS 34') "Interim Financial Reporting" prescribed under Section 133 of the Companies Act, 2013 (the 'Act'), as amended, read with relevant rules issued thereunder and other accounting principles generally accepted in India, read with the Circular is the responsibility of the Company's management and has been approved by the Board of Directors of the Company. Our responsibility is to express a conclusion on the Statement based on our review.
- 3) We conducted our review of the Statement in accordance with the Standard on Review Engagements (SRE) 2410, "Review of Interim Financial Information Performed by the Independent Auditor of the Entity" issued by the Institute of Chartered Accountants of India. This standard requires that we plan and perform the review to obtain moderate assurance as to whether the Statement is free of material misstatement. A review is limited primarily to inquiries of company personnel and analytical procedures applied to financial data and thus provides less assurance than an audit. We have not performed an audit and accordingly, we do not express an audit opinion.
- 4) Based on our review conducted as above, nothing has come to our attention that causes us to believe that the accompanying Statement, prepared in accordance with the recognition and measurement principles laid down in the aforesaid Indian Accounting Standards ('Ind AS') specified under Section 133 of the Act, as amended, read with relevant rules issued thereunder and other recognized accounting practices and policies has not disclosed the information required to be disclosed in terms of the Regulation, read with the Circular, including the manner in which it is to be disclosed, or that it contains any material misstatement.

For R H A D & Co.
Chartered Accountants

Gopal Dave
Partner


M.No: 040191

UDIN: 2404091BKFL09858

Place: -Mumbai

Date: - November 11, 2024





Dhanlaxmi Fabrics Ltd.



CIN : L17120MH1992PLC068861

Manpada Road, Bhopar village, Dombivli -E Dist Thane- 421204

Statement of Un-Audited Standalone Financial Results for the Quarter and Six Months ended on September 30, 2024

(Rs. In Lacs Except EPS)

Sr. No.	PARTICULAR	Quarter ended on			Six months ended on		Year ended on
		30-09-2024	30-06-2024	30-09-2023	30-09-2024	30-09-2023	31-03-2024
		Un-Audited	Un-Audited	Un-Audited	Un-Audited	Un-Audited	Audited
I	Income						
	(a) Revenue from Operations	313.92	162.48	390.26	476.40	776.83	1659.34
	(b) Other Income	65.02	59.06	35.53	124.08	48.02	120.83
	Total Revenue	378.93	221.54	425.79	600.47	824.85	1780.17
II	Expenses:						
	(a) Cost of Materials Consumed	29.30	51.60	6.56	80.90	15.18	299.20
	(b) Purchase of stock in Trade	48.42	10.25	21.72	58.67	223.85	372.99
	(c) Changes in Inventories of Finish Goods, work in Progress and Stock in trade	121.37	23.38	150.52	144.75	321.31	690.26
	(e) Employee benefits expenses	51.61	53.20	78.81	104.81	196.30	306.50
	(f) Finance Cost	28.76	2.16	2.98	30.92	11.39	19.32
	(g) Depreciation and Amortisation expenses	15.04	17.10	0.78	32.14	50.78	81.30
	(h) Other Expenses	111.30	217.11	129.88	328.41	291.19	609.00
	Total Expenses	405.79	374.80	391.25	780.59	1110.00	2378.58
III	Profit before exceptional Items & taxes (I-II)	(26.86)	(153.26)	34.54	(180.12)	(285.15)	(598.41)
IV	Exceptional Items	55.89	148.99	18.06	204.88	18.06	(67.26)
V	Profit/ (Loss) before Tax (III+IV)	29.03	(4.27)	52.60	24.76	(267.09)	(665.67)
VI	Tax expenses						
	Current Tax	0.00	7.00	0.00	7.00	0.00	8.22
	Deferred Tax	16.00	9.00	12.00	25.00	7.00	24.27
VII	Profit for the Period (V-VI)	13.03	(20.27)	40.60	(7.24)	(274.09)	(698.16)
VIII	Other Comprehensive income						
	A. (i) Items that will not be reclassified to Profit or Loss	0.00	0.00	0.00	0.00	0.00	0.00
	(ii) Income tax relating to items that will not be reclassified to Profit or Loss	0.00	0.00	0.00	0.00	0.00	0.00
	B. (i) Items that will not be reclassified to Profit or Loss	0.00	0.00	0.00	0.00	0.00	0.00
	(ii) Income tax relating to items that will not be reclassified to Profit or Loss	0.00	0.00	0.00	0.00	0.00	0.00
	Total Other Comprehensive Income	0.00	0.00	0.00	0.00	0.00	0.00
IX	Total Comprehensive Income for the period (VII+VIII)	13.03	(20.27)	40.60	(7.24)	(274.09)	(698.16)
	Paid-up equity share capital (face value of Rs. 10/- each full paid)	858.11	858.11	858.11	858.11	858.11	858.11
	Earning per share (EPS) (face value of Rs. 10/- each) Basic / Diluted EPS	0.15	(0.24)	0.47	(0.08)	(3.19)	(8.14)

Notes

- The above standalone financial results of the Company were reviewed by the Audit Committee and approved by the Board of Directors at their meeting held on 11th November, 2024.
- These Financial Results have been prepared in accordance with Indian Accounting Standards (IND-AS) as prescribed under section 133 of Companies Act 2013 read with Rule 3 of the Companies (Indian Accounting Standards) Rules 2015 and relevant amendment thereafter
- The Limited Review of the above result for the quarter and Six Month ended on 30th September 2024 has been carried out by the Auditor in accordance with Regulation 33 of the SEBI's (LODR), Regulation, 2015
- The Exceptional Items of Current Quarter comprises of Profit on sale of Assets Rs 68.49 Lacs and Recovery of Bad Debts Rs 20.25 Lacs and Reversal of Excess Subsidy received Rs 32.85 lacs.
- Sales are reduced mainly due to permanent and complete closure of textile processing unit situated at Dombivli.
- The activities of the company relate to single segment i.e. Textile Fabric only.
- The figures of September quarter are the balancing figures between half yearly figures in respect of the full six month and published first quarter of current financial year.
- Previous period figures have been regrouped and reclassified, where necessary, to make them comparable with current period figures.



For and on behalf of the Board of Directors of
Dhanlaxmi Fabrics Limited

Vinod S. Jhawar
Vinod S Jhawar
Managing Director
DIN: 00002903

Place : Mumbai
Date : 11th November 2024

DHANLAXMI FABRICS LIMITED

Unaudited Standalone Balance Sheet as at 30th September 2024

(Rs. In lakhs)

	Particulars	As at 30th September 2024 (Un-Audited)	As at 31st March 2024 (Audited)
B	<u>ASSETS</u>		
1	<u>Non-current assets</u>		
a.	Property, plant and equipment	1,249.97	1,343.62
b.	Capital work-in-progress	1,404.26	1,402.91
c.	<u>Financial Assets</u>		
i)	Investments	67.08	67.08
ii)	Loans	339.76	156.57
iii)	Other financial assets		
d.	Other tax assets (Net)	249.04	282.82
e.	Other non - current assets	320.75	351.95
f.	Deferred tax Asset	-	-
	Total Non - Current Assets (A)	3,630.85	3,604.96
2	<u>Current assets</u>		
a.	Inventories	277.58	422.33
b.	<u>Financial Assets</u>		
i)	Trade receivables	242.18	380.95
ii)	Cash and cash equivalents	3.78	5.92
c.	Current Tax Assets(Net)	3.43	3.43
d.	Other Current Assets	947.65	644.60
	Total Current Assets (B)	1,474.62	1,457.23
	TOTAL ASSETS (A+B)	5,105.47	5,062.19
A	<u>EQUITY AND LIABILITIES</u>		
1	<u>EQUITY</u>		
a.	Equity Share capital	858.11	858.11
b.	Other Equity	3,768.68	3,775.92
	Total Equity (A)	4,626.79	4,634.03
2	<u>LIABILITIES</u>		
	<u>Non-current liabilities</u>		
a.	<u>Financial Liabilities</u>		
i)	Long-term borrowings	-	-
ii)	Other Financial Liabilities	-	-
b.	Deferred tax liabilities (net)	87.79	62.79
c.	Other long-term liabilities	15.90	15.90
d.	Long-term provisions	-	-
e.	Other tax Liabilities (net)	-	-
	Total Non Current Liabilities (B)	103.69	78.69
	<u>Current liabilities</u>		
a.	<u>Financial Liabilities</u>		
i)	Short-term borrowings	188.53	141.54
ii)	Trade payables		
(a)	Total outstanding dues - MSMEs	1.13	8.64
(b)	Total outstanding dues- Other than MSMEs	138.30	155.67
iii)	Other Financial Liabilities		
b.	Other current liabilities	28.50	24.71
c.	Short-term provisions	18.53	18.91
d.	Current Tax Liabilities(Net)	-	-
	Total Current Liabilities (C)	374.99	349.47
	TOTAL EQUITY AND LIABILITIES (A+B+C)	5,105.47	5,062.19



DHANLAXMI FABRICS LIMITED

Unaudited Standalone Cash Flow Statement for the Six Months ended 30 September 2024

(Rs. In lakhs)

Particulars	For Six Month ended on 30/09/2024 (Un-Audited)		For Six Months ended on 30/09/2023 (Un-Audited)	
A. Cash flow from operating activities				
Net Profit / (Loss) before extraordinary items and tax		24.76		(267.09)
<u>Adjustments for:</u>				
Depreciation and amortisation	32.15		50.78	
(Profit) (-) Loss (+) on sale / write off of assets	(217.49)		(16.97)	
Finance cost	30.92		11.39	
Interest income	(19.99)		(6.99)	
Dividend Received	(2.91)		(0.01)	
Short term capital (Gain)/Loss	(81.69)		(48.14)	
Rental Income from Investment Property	(17.16)		(16.36)	
Operating profit / (loss) before working capital changes		(251.41)		(293.39)
<u>Changes in working capital:</u>				
<u>Adjustments for (increase) / decrease in operating assets:</u>				
Inventories (increase / decrease)	144.75		321.31	
Trade and othe receivables	138.77		686.80	
Other current assets	(24.56)		6.84	
Other Current Liabilities	3.41		(1.63)	
Trade and other Payables	(24.87)		(178.14)	
Change in Other Non -Current Assets	33.78		(1.69)	
Change in Other Non-Current Liabilities	-		-	
Change in Capital Work in Progress	(1.35)		-	
Cash generated from operations		269.94		833.49
		18.53		540.10
Net income tax (paid) / refunds		7.00		-
Net cash flow from / (used in) operating activities (A)		11.53		540.10
B. Cash flow from investing activities				
Purchase of fixed assets	(16.44)		(1.61)	
Sale of fixed assets	295.43		23.00	
Short term capital Gain/(Loss)	81.69		48.14	
(Purchase)/Sale of Liquid Funds/Investments (Net)	(278.50)		659.13	
Rental income from investment properties	17.16		16.36	
Long Term Advances	(151.98)		(416.95)	
Other Long term Liabilities	-		-	
Dividend Received	2.91		0.01	
Net cash flow from / (used in) investing activities (B)		(49.72)		328.08
C. Cash flow from financing activities				
Proceeds from Long Term Loans	-		-	
Repayment of long-term borrowings	-		(230.01)	
Net increase / (decrease) in working capital borrowings	46.99		(635.98)	
Interest received	19.99		6.99	
Interest Paid	(30.92)		(11.39)	
Net cash flow from / (used in) financing activities (C)		36.05		(870.40)
Net increase / (decrease) in Cash and cash equivalents (A+B+C)		(2.14)		(2.22)
Cash and cash equivalents at the beginning of the year		5.92		5.35
Cash and cash equivalents at the end of the year		3.78		3.13



CHARTERED ACCOUNTANTS

Head Office:- 304, Sohan Commercial Plaza, Near Railway Station, Vasai Road (East), Dist. Palghar 401208.

Branch Office:- 2nd Floor, Office No. 206, Surat Sadan, Surat Street, Masjid (East), Mumbai - 400009

Tel: 9326675367 / 9561876128

Email:- dineshbv12@gmail.com, rhadandco@gmail.com

Independent Auditor's Review Report On consolidated unaudited quarterly and six monthly results of the Company Pursuant to the Regulation 33 of the SEBI (Listing Obligations and Disclosure Requirements) Regulations, 2015

THE BOARD OF DIRECTOR OF

DHANLAXMI FABRICS LIMITED

We have reviewed the accompanying Statement of Consolidated Unaudited Financial Results of M/s Dhanlaxmi Fabrics Limited ("the Parent") and its subsidiaries (the Parent and its subsidiaries together referred to as "the Group"), and its share of the net profit/(loss) after tax and total comprehensive income / loss for the quarter and six months ended September 30, 2024 and for the period from 1st April 2024 to 30th September, 2024 ("the Statement"), being submitted by the Parent pursuant to the requirement of Regulation 33 of the SEBI (Listing Obligations and Disclosure Requirements) Regulations, 2015, as amended. Attention is drawn to the fact that the consolidated figures for the corresponding quarter ended September, 2023 and the corresponding period from 01st April 2024 to 30th September, 2024, as reported in these financial results have been approved by the Parent's Board of Directors, but have not been subject to review.

This Statement, which is the responsibility of the Parent's Management and approved by the Parent's Board of Directors, has been prepared in accordance with the recognition and measurement principles laid down in Indian Accounting Standard 34 "Interim Financial Reporting" ("Ind AS 34"), prescribed under Section 133 of the Companies Act, 2013, and other accounting principles generally accepted in India. Our responsibility is to express a conclusion on the Statement based on our review.

We conducted our review of the Statement in accordance with the Standard on Review Engagements (SRE) 2410 "Review of Interim Financial Information Performed by the Independent Auditor of the Entity", issued by the Institute of Chartered Accountants of India. A review of interim financial information consists of making inquiries, primarily of persons responsible for financial and accounting matters, and applying analytical and other review procedures. A review is substantially less in scope than an audit conducted in accordance with Standards on Auditing and consequently does not enable us to obtain assurance that we would become aware of all significant matters that might be identified in an audit accordingly, we do not express an audit opinion.

We also performed procedures in accordance with the circular issued by the SEBI under Regulation 33 (8) of the SEBI (Listing Obligations and Disclosure Requirements) Regulations, 2015, as amended, to the extent applicable.

a. The Statement includes the results of the following entities:

DFL Fabrics Private Limited

Dhanesh Fabrics Private Limited



Western Chlorides & Chemicals Private Limited


b. is presented in accordance with the requirements of Regulation 33 of the SEBI (Listing Obligations and Disclosure Requirements) Regulations, 2015, as amended; and

c. gives a true and fair view in conformity with the recognition and measurement principles laid down in the aforesaid Indian Accounting Standards and other accounting principles generally accepted in India of the consolidated total comprehensive income (comprising of net [profit/loss] and other comprehensive income/ loss) and other financial information of the Group for the quarter ended and six months ended 30-09-2024

Based on our review conducted and procedures performed as stated in paragraph 3 above and based on the information given by management referred to in paragraph 6 below, nothing has come to our attention that causes us to believe that the accompanying statement, prepared in accordance with the recognition and measurement principles laid down in the aforesaid Indian Accounting Standard ("Ind As") specified under section 133 of the Companies Act, 2013, as amended, read with rules issued thereunder and other accounting principles generally accepted in India, has not disclosed the information required to be disclosed in terms of the Listing Regulations, including the manner in which it is to be disclosed, or that it contains any material misstatement

We did not review the interim financial statements / financial information / financial results of DFL Fabrics Pvt Ltd. included in the consolidated unaudited financial results, whose interim financial statements / financial information / financial results reflect total revenues of Rs.0.07 lacs and total net profit/(loss) after tax of Rs. (3.32) lacs and total comprehensive income / loss of Rs. Nil and Figures for total assets and cash flow Rs. 62.45 lacs and Rs. -0.67 lacs respectively. Our conclusion on the Statement is not modified in respect of the above matter.

For R H A D & Co.
Chartered Accountants



Gopal Dave
Partner
M.No. 040191

UDIN: 24040191BK FVL91162



Place: -Mumbai

Date: - November 11, 2024



Dhanlaxmi Fabrics Ltd.



CIN : L17120MH1992PLC068861

Manpada Road, Bhopar village, Dombivli -E Dist Thane- 421204

Statement of Un-Audited Consolidated Financial Results for the Quarter and Six Months ended on September 30, 2024

Sr. No.	PARTICULAR	(Rs. In Lacs Except EPS)					
		Quarter ended on			Six months ended on		Year ended on
		30-09-2024	30-06-2024	30-09-2023	30-09-2024	30-09-2023	31-03-2024
	Un-Audited	Un-Audited	Un-Audited	Un-Audited	Un-Audited	Audited	
I	Income						
	(a) Revenue from Operations	351.89	321.50	447.15	673.39	929.74	1992.78
	(b) Other Income	70.20	64.07	44.40	134.27	65.22	147.68
	Total Revenue	422.09	385.57	485.55	807.66	994.96	2140.45
II	Expenses:						
	(a) Cost of Materials Consumed	29.30	51.60	6.56	80.90	15.18	299.20
	(b) Purchase of stock in Trade	92.26	112.21	114.53	204.47	391.69	675.13
	(c) Changes in Inventories of Finish Goods, work in Progress and Stock in trade	112.23	59.34	142.06	171.57	330.84	719.52
	(e) Employee benefits expenses	63.20	64.61	88.29	127.81	212.41	335.65
	(f) Finance Cost	28.76	3.91	2.99	32.67	11.40	20.34
	(g) Depreciation and Amortisation expenses	15.14	17.19	2.68	32.33	54.59	85.30
	(h) other Expenses	112.11	220.07	147.99	332.18	310.94	666.04
	Total Expenses	453.02	528.93	505.09	981.95	1327.04	2801.18
III	Profit before exceptional Items & taxes (I-II)	(30.93)	(143.36)	(19.55)	(174.29)	(332.08)	(660.73)
IV	Exceptional Items	55.89	148.99	6.25	204.88	6.25	(78.44)
V	Profit/ (Loss) before Tax (III+IV)	24.97	5.63	(13.30)	30.60	(325.83)	(739.17)
VI	Tax expenses						
	Current Tax	0.40	7.80	0.29	8.20	1.70	9.80
	Defered Tax	16.00	9.00	12.05	25.00	7.00	23.35
	Excess/Short Tax Provision of Earlier Years		0.00	0.00	0.00	0.00	(0.33)
VII	Profit for the Period (V-VI)	8.57	(11.17)	(25.64)	(2.60)	(334.53)	(771.99)
VIII	Other Comprehensive income						
	A. (i) Items that will not be reclassified to Profit or Loss	0.00	0.00	0.00	0.00	0.00	0.00
	(ii) Income tax relating to items that will not be reclassified to Profit or Loss	0.00	0.00	0.00	0.00	0.00	0.00
	B. (i) Items that will not be reclassified to Profit or Loss	0.00	0.00	0.00	0.00	0.00	0.00
	(ii) Income tax relating to items that will not be reclassified to Profit or Loss	0.00	0.00	0.00	0.00	0.00	0.00
	Total Other Comprehensive Income	0.00	0.00	0.00	0.00	0.00	0.00
IX	Total Comprehensive Income for the period (VII+VIII)	8.57	(11.17)	(25.64)	(2.60)	(334.53)	(771.99)
	Paid-up equity share capital (face value of Rs. 10/each full paid)	858.11	858.11	858.11	858.11	858.11	858.11
	Earning per share (EPS) (face value of Rs. 10/- each) Basic / Diluted EPS	0.10	(0.13)	(0.30)	(0.03)	(3.90)	(9.00)

Notes

- The above consolidated financial results of the Company were reviewed by the Audit Committee and approved by the Board of Directors at their meeting held on 11th November, 2024.
- These Financial Results have been prepared in accordance with Indian Accounting Standards (IND-AS) as prescribed under section 133 of Companies Act 2013 read with Rule 3 of the Companies (Indian Accounting Standards) Rules 2015 and relevant amendment thereafter
- The Limited Review of the above result for the quarter and Six Month ended on 30th September 2024 has been carried out by the Auditor in accordance with Regulation 33 of the SEBI's (LODR), Regulation, 2015
- The Exceptional Items of Current Quarter comprises of Profit on sale of Assets Rs 68.49 Lacs and Recovery of Bad Debts Rs 20.25 Lacs and Reversal of Excess Subsidy received Rs 32.85 lacs.
- Sales are reduced mainly due to permanent and complete closure of textile processing unit situated at Dombivli.
- The activities of the company relate to single segment i.e. Textile Fabric only.
- The figures of September quarter are the balancing figures between half yearly figures in respect of the full six month and published first quarter of current financial year.
- Previous period figures have been regrouped and reclassified, where necessary, to make them comparable with current period figures.
- Consolidated result represent the combine result of M/s Dhanlaxmi Fabrics Limited and its subsidiary Companies M/s Western Chloride & Chemicals Pvt Ltd, M/s. Dhanesh Fabrics Pvt Ltd and M/s. DFL Fabrics Pvt Ltd.

For and on behalf of the Board of Directors of
Dhanlaxmi Fabrics Limited

Vinod S. Jhawar

Vinod S Jhawar
Managing Director
DIN: 00002903



Place : Mumbai
Date : 11th November 2024

DHANLAXMI FABRICS LIMITED

Unaudited Consolidated Balance Sheet as at 30th September 2024

(Rs. In Lakhs)

Particulars		As at 30th September 2024 (Un-Audited)	As at 31st March 2024 (Audited)
B	<u>ASSETS</u>		
1	<u>Non-current assets</u>		
a.	Property, plant and equipment	1,252.98	1,346.82
b.	Capital work-in-progress	1,404.26	1,402.91
c.	<u>Financial Assets</u>		
i)	Investments	0.20	0.20
ii)	Loans	369.33	177.03
iii)	Other financial assets		
d.	Other tax assets (Net)	249.04	287.74
e	Other non - current assets	320.77	354.98
f	Deferred tax Asset	-	-
	Total Non - Current Assets (A)	3,596.58	3,569.68
2	<u>Current assets</u>		
a.	Inventories	359.03	530.61
b.	<u>Financial Assets</u>		
i)	Trade receivables	311.66	445.01
ii)	Cash and cash equivalents	9.41	19.36
c.	Current Tax Assets(Net)	7.48	7.61
d.	Other Current Assets	1,001.90	701.09
	Total Current Assets (B)	1,689.49	1,703.67
	<u>TOTAL ASSETS (A+B)</u>	5,286.07	5,273.36
A	<u>EQUITY AND LIABILITIES</u>		
1	<u>EQUITY</u>		
a.	Equity Share capital	858.11	858.11
b.	Other Equity	3,881.71	3,885.27
	Total Equity (A)	4,739.82	4,743.38
2	<u>LIABILITIES</u>		
	<u>Non-current liabilities</u>		
a.	<u>Financial Liabilities</u>		
i)	Long-term borrowings	-	-
ii)	Other Financial Liabilities	-	-
b.	Deferred tax liabilities (net)	85.55	60.55
c.	Other long-term liabilities	15.90	15.90
d.	Long-term provisions	-	-
e.	Other tax Liabilities (net)	-	-
	Total Non Current Liabilities (B)	101.45	76.45
	<u>Current liabilities</u>		
a.	<u>Financial Liabilities</u>		
i)	Short-term borrowings	189.23	141.54
ii)	Trade payables		
	(a) Total outstanding dues - MSMEs	1.94	102.01
	(b) Total outstanding dues- Other than MSMEs	201.92	163.31
iii)	Other Financial Liabilities		
b.	Other current liabilities	32.63	27.21
c.	Short-term provisions	19.08	19.46
d.	Current Tax Liabilities(Net)	-	-
	Total Current Liabilities (C)	444.79	453.52
	TOTAL EQUITY AND LIABILITIES (A+B+C)	5,286.07	5,273.36




DHANLAXMI FABRICS LIMITED

Unaudited Consolidated Cash Flow Statement for the Six Months ended 30 September 2024

(Rs. In Lakhs)

Particulars	For Six Month ended on 30/09/2024 (Un-Audited)		For Six Months ended on 30/09/2023 (Un-Audited)	
A. Cash flow from operating activities				
Net Profit / (Loss) before extraordinary items and tax		30.60		(325.83)
<i>Adjustments for:</i>				
Depreciation and amortisation	32.33		54.59	
(Profit) (-) Loss (+) on sale / write off of assets	(217.49)		(5.16)	
Finance cost	32.67		11.40	
Interest income	(21.11)		(8.22)	
Dividend Received	(2.91)		(0.40)	
Long term capital (Gain)/Loss	-		(5.48)	
Short term capital (Gain)/Loss	(81.77)		(12.25)	
Rental Income from Investment Property	(26.16)		(25.36)	
Operating profit / (loss) before working capital changes		(253.83)		(316.72)
<i>Changes in working capital:</i>				
<i>Adjustments for (increase) / decrease in operating assets:</i>				
Inventories (increase / decrease)	171.57		330.84	
Trade and othe receivables	133.35		703.96	
Other current assets	(24.99)		(0.91)	
Other Current Liabilities	5.04		(2.10)	
Trade and other Payables	(61.45)		(172.72)	
Change in Other Non -Current Assets	38.70		(2.04)	
Change in Other Non-Current Liabilities	-		-	
Change in Capital Work in Progress	(1.35)		-	
Cash generated from operations		260.88		857.02
Net income tax (paid) / refunds		7.05		540.31
		8.20		1.70
Net cash flow from / (used in) operating activities (A)		(1.15)		538.61
B. Cash flow from investing activities				
Purchase of fixed assets	(16.44)		(1.61)	
Sale of fixed assets	295.43		33.03	
Long term capital Gain/Loss	-		5.48	
Short term capital Gain/Loss	81.77		12.25	
Rental income from investment properties	26.16		25.36	
Long Term Advances	(158.09)		(476.89)	
Other Long term Liabilities	-		-	
(Purchase)/Sale of Liquid Funds/Investments (Net)	(276.66)		755.24	
Dividend Received	2.91		0.40	
Net cash flow from / (used in) investing activities (B)		(44.93)		353.26
C. Cash flow from financing activities				
Proceeds from Long Term Loans	-		-	
Repayment of long-term borrowings	-		(230.01)	
Net increase / (decrease) in working capital borrowings	47.69		(650.98)	
Interest received	21.11		8.22	
Interest Paid	(32.67)		(11.40)	
Net cash flow from / (used in) financing activities (C)		36.13		(884.17)
Net increase / (decrease) in Cash and cash equivalents (A+B+C)		(9.95)		7.69
Cash and cash equivalents at the beginning of the year		19.36		14.89
Cash and cash equivalents at the end of the year		9.41		22.58






Dhanlaxmi FABRICS LTD.

Corporate Office : 401/402, Kailash Corporate Lounge, Veer Savarkar Marg, Park Site, Vikhroli (West) Mumbai - 400 079.
Phone : 022-25181103 / 25181102 * CIN No. : L17120MH1992PLC068861

CERTIFICATE


We, Vinod Sohanlal Jhawar (Holding DIN: 00002903), Managing Director and Lalit Vinod Jhawar, Chief Financial Officer of the Company Dhanlaxmi Fabrics Limited certify under Regulation 33 of SEBI (Listing obligation and Disclosure Requirements) Regulations, 2015 that the unaudited financial results for the quarter and half year ended 30th September, 2024, do not contain any false or misleading statement or figures and do not omit any material fact which may make the statement or figures contained therein misleading.

The above Certificate given by us is true to the best of our knowledge and belief.


Vinod Sohanlal Jhawar
(Holding DIN: 00002903)
Managing Director

✓
Date: 11.11.2024
Place: Mumbai




Lalit Vinod Jhawar
Chief Financial Officer

Date: 11.11.2024
Place: Mumbai